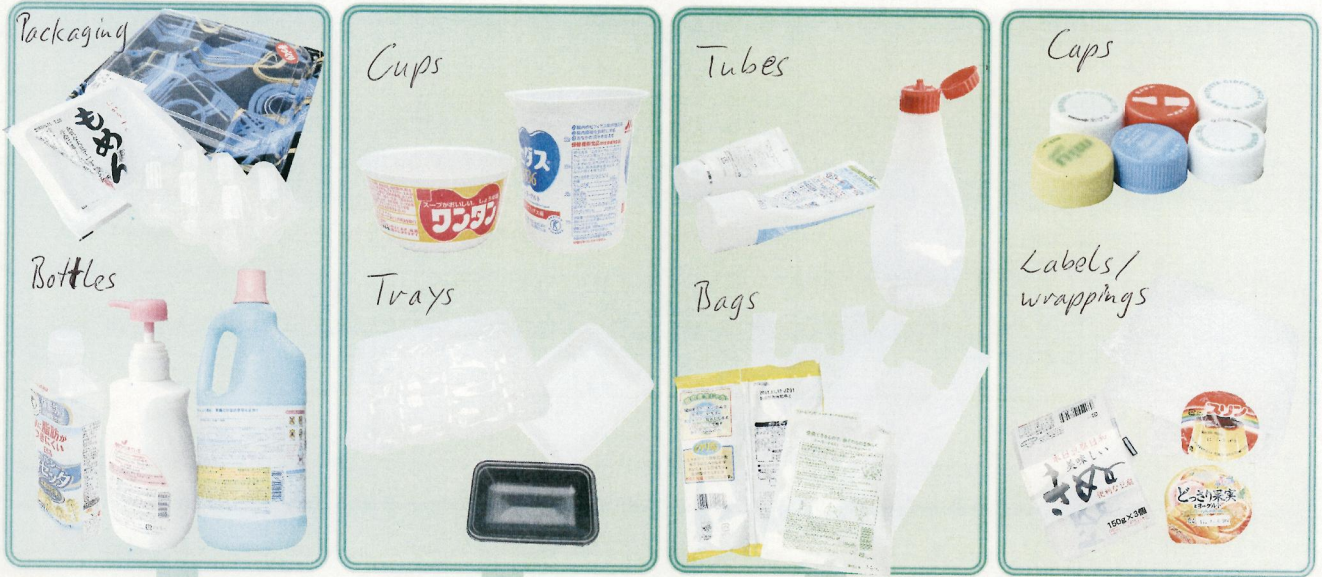


Plastic Containers and packaging

How to sort

What are plastic containers and packaging?

It is containers and packaging that are made of plastic to contain or wrap goods.




5

How to dispose

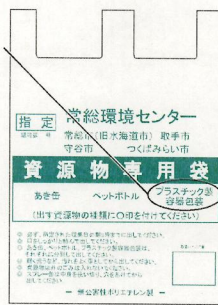


These are not plastic containers and packaging:

- buckets
- tooth brushes
- toys
- CD cases (incl. CD)
- ~~garment bags~~ from the dry-cleaners



Please Circle



garbage bags

- Please use the designated bags.
 - Place the garbage in the designated area.
 - Put out the garbage before 8am on the day of garbage collection.
- Please note that PET bottles, plastic goods and packaging that is inseparable from the good has to be disposed of separately.

During snow, typhoons, or other natural disasters garbage collection may be interrupted.

6

PET bottles

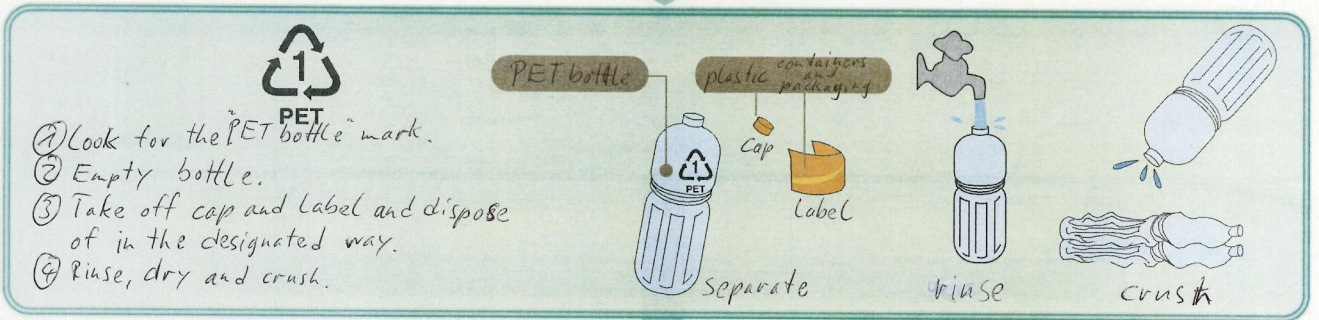
How to sort

It is not possible to dispose of any other PET bottles than displayed in the example below.




7

How to dispose




The following are not disposed of as PET bottles:

- Oil PET bottles
- Sauce PET bottles
- PET bottles for detergents
- Shampoo PET bottles



Please Circle



Please use the designated garbage bags

Place the garbage in the designated area.

Put out the garbage before 8am on the day of garbage collection

During snow, typhoons, or other natural disasters garbage collection may be interrupted.

8

Empty cans (metal)

How to sort:

beverage cans



Cans of canned food



spray cans
gas cartridges



pots, kettles, frying pan



metal caps



other cans




9

How to dispose

- Rinse inside.
- There is no need to separate steel and aluminium cans.
- There is no need to crush the cans.

- Empty completely.
- ^{recycle} Punch a hole into the can.




- * Please use a special tool like a can opener etc. from a DIY market
- * Protect your face and make sure not to spill over clothes
- * Carry out outdoors in a good ventilated and fire-safe place

- Discard of cap and nozzle (→ plastic containers and packaging)

Please make sure to dispose of only if completely emptied.

Please circle



- Please use the designated garbage bags.
- Place the garbage in the designated area
- Put out the garbage before 8am on the day of garbage collection.

During snow, typhoon, or other natural disaster garbage collection may be interrupted.

10

GLASS BOTTLES

How to sort

Separation in 3 color types (clear, brown and other colors)


clear



brown



other colors



If color is hard to define:

◦ lightly colored glass bottles

Look at the bottom

→ other colors bottle

◦ frosted glass bottles

Look at bottle opening

→ clear bottle

◦ coated glass bottle

Look at bottle opening

→ clear bottle

✗ In case of imprinted glass bottles dispose of as other colors.





How to dispose

① Discard of cap! Materials of plastic are disposed as plastic containers and packaging materials as empty cans (metal). There is no need to take off lids, but please remove caps or other items that are easy to take off.

② Rinse inside!

✗ Applies only for bottles of food products.
✗ Labels can be left on.

Items easy to mix up with glass bottle garbage. (Please dispose of as incombustibles)



Danger! Do not dispose of bottles which still contain pesticides or medicine

clear glass bottles



blue container

brown glass bottles



brown container

other colors glass bottles



green container

◁ The containers are plastic boxes of 60cm x 40cm x 30cm size. ▷

During snow, typhoons, or other natural disasters garbage collection may be interrupted.

- 11
- Do not put anything else but glass bottles in the containers!
- Sort glass bottles according to the colors (clear, brown and others) and put them into the designated containers.
- Place the glass bottles along their side inside the containers.
- Please take home the bag, in which you transported the glass bottles to the collection place.
- Place the glass bottle garbage in the designated area.
- Put out the garbage before 8am. on the day of garbage collection.
- ✗ Please return returnable glass bottles (such as beer bottles etc) to the shop, where you bought them.

Waste paper


How to Sort

Please dispose of stained paper as combustible garbage


newspapers




magazines and miscellany papers



- Bindings, staples, glue etc. do not need to be removed.
- Stained paper, boxes, wrapping paper, paper bags etc. are disposed of as combustible garbage.



Cardboard



- Please remove taping and catches as far as possible.

beverage carton (with this mark)



- Cartons which are silver-colored on the inside or have a spout are disposed of as combustible garbage.
- In case of cartons that have a spout but are not silver-colored on the inside, the carton can be disposed of as wastepaper if the spout is cut out.



13


How to dispose




Tie up like this.



Tie up like this.



Tie up like this




- ① Rinse
- ② Cut open and unfold
- ③ Dry
- ④ Tie up like this.

- Put out the garbage before 8am on the day of garbage collection and place it in the designated area.
- Do not use masking tape etc. for tying up wastepaper.

* Garbage collection procedures may vary between different cities. Therefore, for further questions please contact the city office concerned.

ATTENTION

- These items are not disposed of as waste paper:
- window envelopes • plastic-coated paper • paper cups and other waxed items
 - photographs • synthetic paper • waterproof paper • fax (thermal) paper
 - Braille paper • carbon paper • carbonless copy paper • oil paper
- Please make sure not to mingle these items with waste paper garbage:
- plastic bags • adhesive tape • metal clips • celluloid/films
 - emblems • styrofoam • cellophane • plastic items • glass • clothes/fabrics



During snow, typhoons, or other natural disasters garbage collection may be interrupted.

14

Old clothes/fabrics

way of disposal
in Moriya City

How to sort

old clothes

* Since old clothes will be recycled as such, please discard of wearable clothes only.
Some clothes such as uniforms or work clothes with firm or school logos cannot be recycled. If you have further questions, please contact the city hall.

old fabrics

* Old fabrics will be recycled for industrial use. They will be turned back into cotton and then re-woven to new fabrics. Therefore, please dispose only of sheets and towels that are 100% of natural fabrics.

not disposable

futons, cushions, stuffed toys

15

How to dispose



Depending on material and size, please dispose of as bulky, combustible or incombustible garbage.

- STEP 1: Tie up like shown above.
STEP 2: Put into a transparent bag and place in the designated area on the day of old clothes/fabrics collection.

* Since clothes/fabrics stained by rain etc. cannot be recycled, please make sure to put your old clothes/fabrics into a transparent plastic bag.

Concerning bags

You can also use the designated (transparent) bags for incombustibles (blue bag) and for recyclables (green bag).
Please cross out 可燃ごみ専用袋 (blue bag) or 資源物専用袋 (green bag) with a marker as shown above, and write 布類 (old clothes/fabrics).

* Since they are only half transparent, please refrain from using the (red) bags for combustible garbage.

How will old clothes/fabrics be recycled?

- export as old clothes to foreign countries
- recycling into products of industrial use (e.g. in factories)
- recycled to cotton for new products

16

If you have questions: Moriya City Hall Civil Affairs and Environment Division ☎ 95-1111


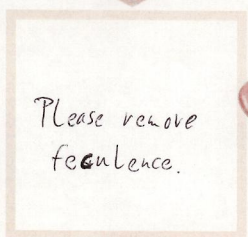

Combustible Garbage

How to sort



17

How to dispose



No need to bag.



During snow, typhoons, or other natural disasters garbage collection may be interrupted.

- Please use the designated garbage bags (except for wood/twigs).
- Place the garbage in the designated area
- Put out the garbage before 8am on the day of garbage collection.

18

Incombustible garbage

How to Sort

breakables
(toiletory bottles • china
broken glass • glassware
dishes • heat resistant
glass)

light bulbs

Leather and rubber products
(dispatch cases • rubber boots •
shoes etc.)

umbrellas

items and goods of plastic

- plastic toys
- CDs
- plastic dishes
- plastic flower pots
- ballpens and other writing materials
- washbowl, buckets
- plastic sandals
- plastic hangers
- tooth brushes
- non-rechargeable lighters
- attached items

- straws of drink packs
- lunch box spoons
- measuring jugs of washing powder etc.

Compact electrical appliances
(toasters • hairdryers • electrical
shavers and all others
that fit into the designated
(blue) bag)

blades
(razors • kitchen knives etc.)


19

How to dispose

- Please wrap into paper.
- Please dispose of beverage bottles as recyclable garbage (see pp. 11-12).

- Please dispose of plastic containers and packaging as recyclable garbage (pp. 5-6).
- Please dispose of PET and other plastic beverage bottles as recyclable garbage (see pp. 7-12).
- Please dispose of non-rechargeable lighters only after all fuel is used up.

- Please wrap blades into paper.
-




- Please use the designated garbage bags.
- Place the garbage in the designated area.
- Put out the garbage before 8am on the day of garbage collection.

During snow, typhoons, or other natural disasters garbage collection may be interrupted.


20

Garbage we do not collect.

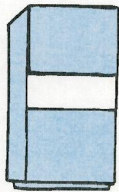
4 types of electrical household appliances (air conditioners, TV sets, refrigerators/ deep freezers, washing machines/tumble dryers)



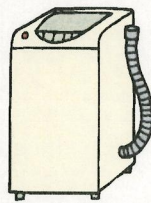
air conditioner



TV set



refrigerator/
deep freezer



washing machine/
tumble dryer

*X Due to the Legal act concerning the recycling of electrical household appliances, the disposal of the 4 types of appliances above has to be carried out by the consumer. A disposal fee is incurred and has to be borne by the consumer.

type of appliance	recycling fee (with exc. tax)	collection and transport cost
washing machine/ tumble dryer	2000 Yen	These cost will be determined by the retailers.
TV sets	15 inch and smaller 1700 Yen 16 inch and bigger 2700 Yen	
air conditioner	2500 Yen	
refrigerator/ deep freezer	170 L and smaller 3600 Yen 171 L and bigger 4600 Yen	

*X Depending on maker and size recycling fees can differ.


When disposing of one of these 4 types of electrical household appliances

in case of a replacement purchase:
• Please bring your old appliance to the retailer that sold you the replacement.

in all other cases:
• Please bring the appliance you want to dispose of to your local retailer of similar products.

Or:
• buy a "electrical household appliance recycling coupon" (家電リサイクル券) - before you do make sure of your appliances maker - and call your city hall for getting a permission for disposal and arranging a pick-up time.


Motorbiker (small to high-powered)



Please dispose of motorbikes through the "motorcycle recycling system".

call
For further information:
The motorcycle recycling call center
Tel.: 03-5598-8075 (Japanese only)
or access:
<http://www.jarc.or.jp/motorcycle>

Computer



The collection and recycling of computers is handled by the computer producing companies (makers).

For further information:
ask the maker of your computer or contact PC3R Promotion Association:
Tel.: 03-5282-7685 (Japanese only)
or access:
<http://www.pc3r.jp>

Other garbage we do not collect

- dangerous items... compressed gas cylinders, medical waste (possibly infectious items), toxic items, agricultural chemicals, paint, waste oil (except kitchen oil), explosives, fire extinguishers
- sediments... earth, stones, sands, ashes etc.
- construction waste... roof tiles, concrete, bricks, tiles, thermal materials, bathtubs (FRP, synthetic marble), septic tanks etc.
- car parts... tires (with a diameter of 76cm and bigger), batteries, silencers, bumpers etc.
- others... pianos, agricultural machinery (50kg and heavier), pet excrements, motorbikes, agricultural plastic sheets, money safes, stamps, computers, displays etc.

* Concerning the disposal of the above noted items please consult your local retailer or city hall or seek assistance of a garbage disposal company.



General garbage from commercial activities

- Garbage from commercial customers cannot be disposed of at garbage collection stations.
- In case of permission by the city, general garbage from commercial activities can be processed at the environment center.
- In case you wish to have your garbage processed at the environment center, there are two ways for application for permission (subject to fees/charges):

① Permission is granted when hiring a local garbage disposal company, that is acknowledged by your city.

② In case you are granted a "garbage collection permit for general garbage from commercial activities" (商業系一般廃棄物搬入許可証) by your city, you yourself can bring garbage in to the environment center.

* It is not possible to bring in garbage to the environment center, unless its separation is carried out completely according to the system outlined in this brochure (designated garbage bags).

* Permission for processing garbage from commercial activities at the environment center cannot be obtained by the environment center.

* General household garbage can also be brought in to the environment center by yourself, if you have received a "permit for bringing in general household garbage" (家庭系一般廃棄物搬入許可証).