

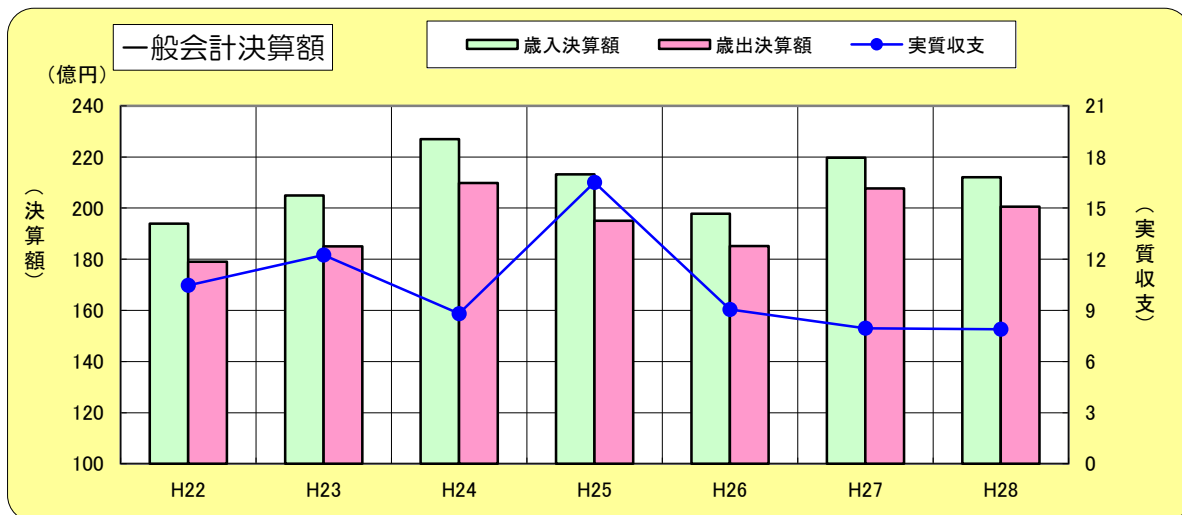
8. 決算額の推移

(1) 一般会計

(単位：千円)

	H22	H23	H24	H25	H26	H27	H28
歳入決算額	19,393,953	20,493,663	22,698,708	21,320,034	19,776,099	21,977,055	21,203,844
歳出決算額	17,905,256	18,499,057	20,981,738	19,500,162	18,517,305	20,772,321	20,061,502
繰越額	441,277	769,698	836,316	168,732	353,392	409,099	352,796
実質収支	1,047,419	1,224,906	880,653	1,651,140	905,402	795,636	789,546

※ 端数処理の関係で、実質収支額が歳入決算額から歳出決算額と繰越額を引いたものに一致しない場合がある。



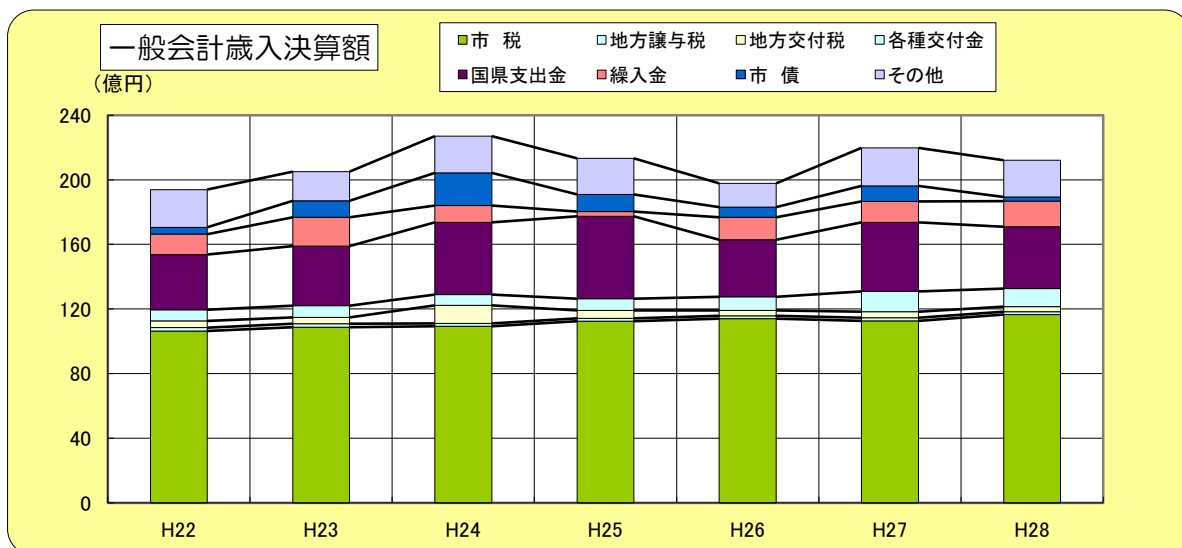
① 歳入

(単位：千円)

	H22	H23	H24	H25	H26	H27	H28
市税	10,639,245	10,875,958	10,922,658	11,248,364	11,400,826	11,270,422	11,657,071
地方譲与税	204,499	204,555	191,023	181,928	174,053	182,835	182,604
地方交付税	417,287	394,029	1,105,541	475,432	346,179	384,236	315,048
各種交付金	693,429	736,852	671,810	731,031	837,194	1,242,997	1,105,512
国県支出金	3,416,241	3,677,270	4,470,399	5,090,456	3,532,736	4,279,328	3,823,959
繰入金	1,258,542	1,789,998	1,038,704	305,297	1,382,594	1,291,602	1,603,094
市債	428,900	1,022,700	2,022,800	1,053,000	640,900	961,000	250,000
その他	2,335,812	1,792,301	2,275,773	2,234,526	1,461,617	2,364,635	2,266,556
計	19,393,955	20,493,663	22,698,708	21,320,034	19,776,099	21,977,055	21,203,844

※ 各種交付金：利子割交付金，配当割交付金，株式等譲渡所得割交付金，地方消費税交付金，自動車取得税交付金，地方特例交付金，交通安全対策特別交付金

※ その他：分担金及び負担金，使用料及び手数料，財産収入，寄附金，繰越金，諸収入

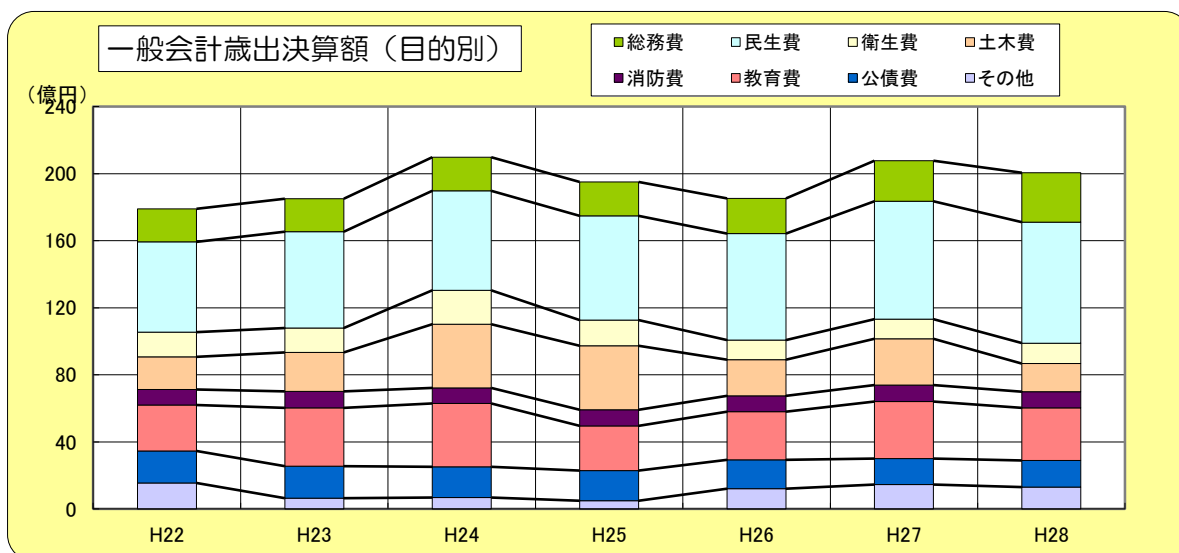


②目的別歳出

(単位：千円)

	H22	H23	H24	H25	H26	H27	H28
総務費	1,972,663	1,967,423	1,994,486	2,021,200	2,091,806	2,408,903	2,956,890
民生費	5,376,962	5,736,865	5,939,964	6,215,750	6,357,106	7,035,703	7,209,387
衛生費	1,491,466	1,462,257	2,032,652	1,521,697	1,172,902	1,178,934	1,224,912
土木費	1,936,808	2,324,694	3,790,964	3,823,893	2,140,254	2,759,922	1,680,531
消防費	930,543	979,779	925,640	960,207	945,987	987,894	965,670
教育費	2,737,621	3,483,960	3,788,591	2,668,207	2,878,251	3,395,989	3,130,862
公債費	1,906,988	1,893,553	1,829,241	1,799,289	1,714,282	1,557,404	1,580,189
その他	1,552,205	650,526	680,200	489,919	1,216,717	1,447,572	1,313,061
計	17,905,256	18,499,057	20,981,738	19,500,162	18,517,305	20,772,321	20,061,502

※ そ の 他：議会費，労働費，農林水産業費，商工費，諸支出金，災害復旧費

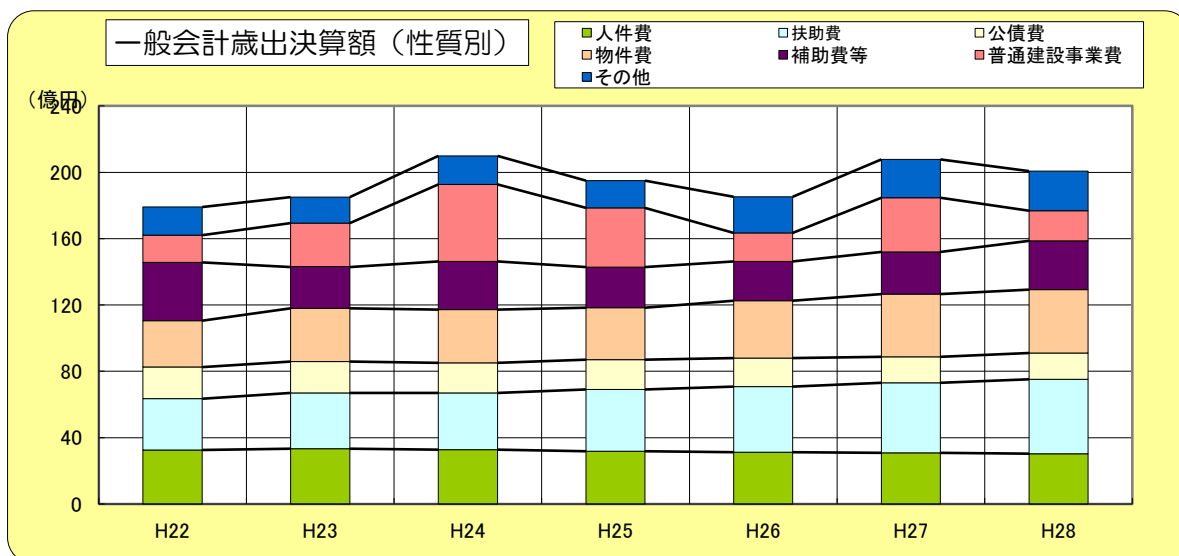


③性質別歳出

(単位：千円)

	H22	H23	H24	H25	H26	H27	H28
人件費	3,249,632	3,338,026	3,269,220	3,188,396	3,118,116	3,083,439	3,034,659
扶助費	3,096,806	3,361,512	3,420,727	3,713,136	3,957,038	4,226,823	4,489,815
公債費	1,906,988	1,893,553	1,829,241	1,799,289	1,714,282	1,557,404	1,580,189
物件費	2,799,728	3,213,496	3,211,327	3,129,397	3,457,097	3,788,782	3,810,620
補助費等	3,511,195	2,515,194	2,896,373	2,455,412	2,379,160	2,550,061	2,945,372
普通建設事業費	1,643,499	2,613,626	4,638,030	3,576,752	1,727,972	3,259,741	1,816,766
その他	1,697,408	1,563,650	1,716,820	1,637,780	2,163,640	2,306,071	2,384,081
計	17,905,256	18,499,057	20,981,738	19,500,162	18,517,305	20,772,321	20,061,502

※ そ の 他：維持補修費，災害復旧事業費，積立金，投資・出資金，貸付金，繰出金

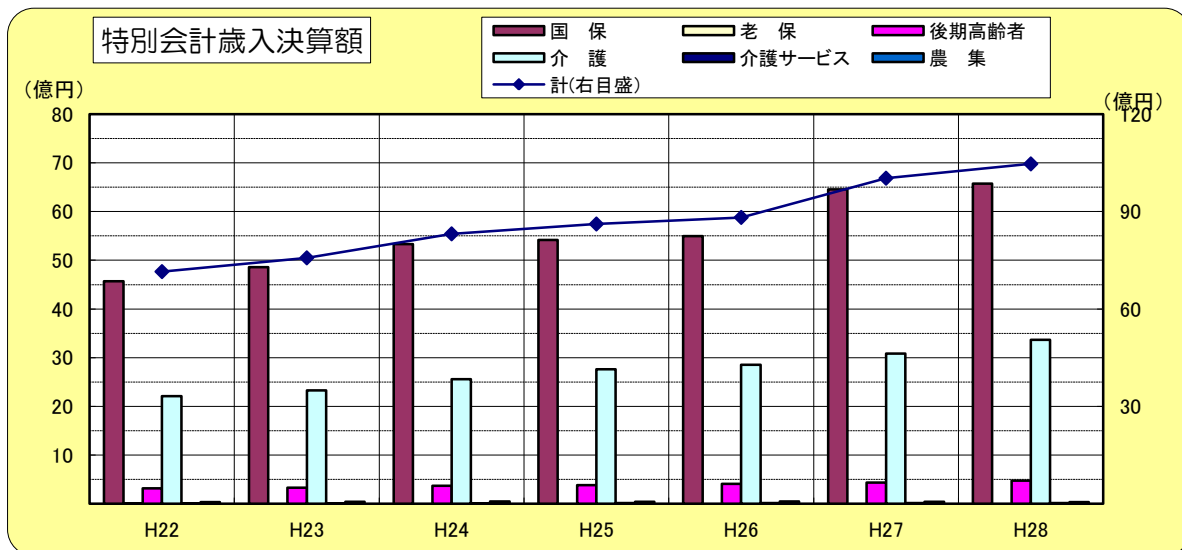


(2) 特別会計

①歳入

(単位：千円)

	H22	H23	H24	H25	H26	H27	H28
国保	4,570,024	4,861,373	5,331,508	5,415,073	5,496,760	6,455,308	6,573,919
老保	8,740						
後期高齢者	319,351	332,218	367,007	383,053	411,157	433,291	474,749
介護	2,209,203	2,330,964	2,557,806	2,759,246	2,852,294	3,084,375	3,368,371
介護サービス	10,390	9,920	11,521	14,937	14,303	15,083	13,853
農集	33,167	40,555	46,017	44,520	45,541	39,086	37,010
計(右目盛)	7,150,875	7,575,030	8,313,859	8,616,829	8,820,055	10,027,143	10,467,902



②歳出

(単位：千円)

	H22	H23	H24	H25	H26	H27	H28
国保	4,443,076	4,676,538	5,065,591	5,200,674	5,342,288	6,105,895	6,304,901
老保	6,808						
後期高齢者	316,818	328,978	364,635	381,731	407,419	431,160	472,128
介護	2,081,891	2,236,669	2,367,880	2,667,649	2,693,262	2,900,761	3,129,959
介護サービス	8,979	8,854	9,610	12,835	12,880	14,379	12,749
農集	31,541	38,920	43,651	42,636	40,578	33,763	32,611
計(右目盛)	6,889,113	7,289,959	7,851,367	8,305,525	8,496,427	9,485,958	9,952,348

